

Industrial vacuum cleaner 405A

Powerful air driven vacuum with dual container.




Dual container system, designed for removal of industrial waste. This powerful industrial vacuum cleaner comes equipped with a silo and filter container for the removal of industrial waste materials. Special swiveling, locking wheels are sized to increase mobility, and make the handling of heavy loads simple. The silo is designed to allow the collected material to be discharged over gratings or chutes for the central collection of materials. The unit can be equipped with an adjustable counterweight valve and holder for discharge into bags. The model include slots for handling by forklift.

- Silo pre-separator with manual outlet valve
- Fork lift handling
- Sturdy trolley system with large wheels for uneven ground

Product name	Industrial vacuum cleaner 405A
Compressed air requirement	3,0 Nm ³ /min
Max airflow (m ³ /h)	342
Noise level (dB(A))	75,5
Max vacuum (kPa)	-52
Weight (kg)	119
Hose diameter (mm)	51






Industrial vacuum cleaner 405A

Image	Description	Type of hose ¹	Hose length (m)	Model
	405A -NES2 with floor cleaning equipment	PVC	7,5	42140500
	405A -NES2 with abrasive plate	PU12	2	42140521

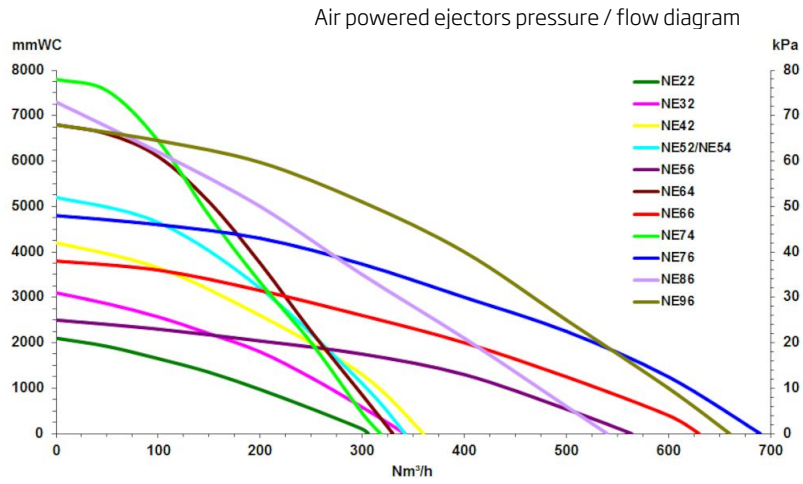
¹ See table below

Hose type	Specification	Temperature range, °C	Hose fittings in free hose end, distribution hose	Hose fitting on free hose end, inlet hose	Hose connection on reel, distribution hose	Hose connection on reel, inlet hose
PVC	Max vacuum 84 kPA Inner bending radius 60 mm Reinforced with inbedded steel helix	- 20 deg. C. to + 70 Deg. C.				
PU12	Sturdy hose. Suitable for abrasive material Transparent polyurethane (t=1,2 mm) Reinforced with inbedded steel helix	- 40 deg. C. - + 90 Deg. C.				

Industrial vacuum cleaner 405A

	Accessory	Part No
	Control S for NE 22-76	43220001
	Control S for NE 22-76	43220026
	Control S for NE86-96	43222008

Industrial vacuum cleaner 405A



Air Powered ejectors

All performance data are based on 7 bar supply pressure